



## SINGLE-SEASON RECORDS

**Most Wins:** 40 (40-8-0 in 1986-87)  
**Highest Winning Percentage:** .833 (40-8-0 in 1986-87)  
**Fewest Wins:** 6 (6-28-2 in 1974-75)  
**Most Losses:** 28 (6-28-2 in 1974-75)  
**Fewest Losses:** 5 (11-5-0 in 1947-48 and 15-5-0 in 1952-53)  
**Most Ties:** 9 (29-8-9 in 2000-01)  
**Fewest Ties:** 0 (11 times)  
**Most Home Wins:** 26 (26-2-0 in 1986-87)  
**Highest Home Winning Percentage:** .929 (26-2-0 in 1986-87)  
**Most Home Losses:** 14 (3-14-1 in 1974-75)  
**Fewest Home Losses:** 0 (14-0-3 in 1962-63)  
**Most Road Wins:** 13 (13-3-3 in 2000-01)  
**Most Road Losses:** 16 (4-16-0 in 1992-93)  
**Fewest Road Losses:** 1 (7-1-0 in 1949-50)  
**Most Neutral Site Wins:** 8 (8-0-0 in 1999-00)  
**Most Consecutive Games Won:** 15 (last 14 of 1979-80 and first of 1980-81; 2-8-80 through 3-29-80 and 10-17-80)  
**Most Consecutive Wins to Start a Season:** 13 (1952-53)  
**Most Consecutive Losses to Start a Season:** 4 (1994-95)  
**UND Record in Season Openers:** 42-18-7 (.679)  
**UND Record in WCHA Season Openers:** 29-21-4 (.574)  
**Most Consecutive Winning Seasons:** 13 (1978-79 through 1990-91)  
**Most Consecutive Losing Seasons:** 3 (1973-74 to 1975-76; 1991-92 to 1993-94)  
**Longest Winning Streak:** 15 games (last 14 games of 1979-80 and first game of 1980-81; 2-8-80 through 3-29-80 and 10-17-80)  
**Longest Home Winning Streak:** 18 games (last 18 games of 1979-80)  
**Longest Road Winning Streak:** 8 games (12-9-67 through 2-9-68)  
**Longest Home Unbeaten Streak:** 19 games (from Nov. 16, 1979 to Oct. 17, 1980 – over two seasons)  
**Longest Home Losing Streak:** 5 games (five times, most recent was from 10-29-05 through 12-10-05)  
**Longest WCHA Winning Streak:** 14 (1986-87)  
**Longest WCHA Unbeaten Streak:** 19 (1998-99)  
**Most Goals Scored:** 264 (1986-87)  
**Most Goals Allowed:** 199 (1991-92)  
**Most Assists:** 418 (1986-87)  
**Most Points:** 682 (1986-87)  
**Most Penalties:** 472 (1991-92)  
**Most Penalty Minutes:** 1,086 (1991-92)  
**Most One-Goal Games:** 18 (1983-84 and 1987-88)  
**Most Power Play Goals:** 71 (1989-90)  
**Best Power Play Percentage:** .302, 67 of 222 (1977-78)  
**Lowest Power Play Percentage:** .164, 29 of 177 (1993-94)  
**Best Penalty Kill Percentage:** .872, 184 of 211 (2003-04)  
**Lowest Penalty Kill Percentage:** .672, 57 of 174 (1974-75)  
**Most Shorthanded Goals:** 18 (1986-87)  
**Most Shutouts:** 9 (1999-00)  
**Most Games Being Shutout:** 4 (1967-68)  
**Most Consecutive Shutouts:** 4 (1953-54; all vs. Michigan Tech)  
**Most Consecutive Games Scoring:** 177 (11/26/77 through 1/30/82)  
**Most Overtime Games:** 12 (2000-01)  
**Most Overtime Wins:** 4 (of 8 in 1980-81)  
**Most Overtime Losses:** 4 (of 8 in 1979-80); 4 (of 8 in 1987-88)  
**Highest Season Home Attendance:** 261,875 (2005-06, 24 games)  
**Highest Season Home Attendance Avg.:** 11,756 (2010-11, 20 games)  
**Highest Season Overall (Home, Road & Neutral) Attendance:** 429,235 in 2006-07 (Avg. 9,982 per game)  
**Highest Season Overall (Home, Road & Neutral) Attendance Avg.:** 10,920 (2008-09, 43 games)

## TEAM SINGLE-GAME RECORDS

**Most Goals for UND:** 18 (18-3 win at Denver, 2/01/50)  
**Most Goals, Both Teams:** 23 (2/27/48, 17-6 win over North Dakota State)  
**Fewest Goals, Both Teams:** 0 (3/8/68 at Michigan Tech)  
**Most Shorthanded Goals for UND:** 3 (2/16/90 in 9-2 win over Michigan Tech)  
**Most Power Play Goals:** 7 (10/18/91 in 10-5 win at Denver)  
**Most Empty Net Goals for UND:** 2 (12/05/81 at U.S. International 12/5/81; by Dan Brennan at 18:46 and Dave Donnelly at 19:39 of 3rd period; 2/12/99 vs. Denver; by Jeff Ulmer at 18:31 and Adam Calder at 19:03)  
**Most Assists for UND:** 24 (15-0 win over Yale in 45-minute game at Troy, N.Y., 1/01/60)

## LONGEST UNBEATEN STREAKS IN UND HISTORY (all games)

- 16 games – 13-0-3 from 11/09/02 to 1/10/03
- 15 games – 15-0-0 (over two seasons) from 2/08/80 to 10/17/80

## LONGEST HOME UNBEATEN STREAKS IN UND HISTORY (all games)

- 19 games – 19-0-0 (over two seasons) from 11/16/79 to 10/17/80 \*
- 18 games – 15-0-3 (over two seasons) from 11/24/62 to 11/29/63 \*  
18 games – 15-0-3 (over two seasons) from 3/02/02 to 2/07/03
- 17 games – 17-0-0 (over two seasons) from 1/05/90 to 11/30/91 &
- 15 games – 15-0-0 (over two seasons) from 12/28/85 to 11/30/86 \*  
15 games – 10-0-5 (in 2000-01 season) from 10/21/00 to 2/17/01 #

\* UND won national championship in year streak started or ended

# UND was national runnerup

& UND was national quarterfinalist in year streak started

**Most Points for UND:** 39 (15-0 win over Yale in 45-minute game at Troy, N.Y., 1/01/60)

**Most Power Play Opportunities for UND:** 14 (10/7/00 at Michigan)

**Most Power Play Opportunities for Opponent:** 14, by Wisconsin (3/11/94 in Grand Forks)

**Most Penalties for UND:** 30 (3/6/92 vs. Minnesota)

**Most Penalty Minutes for UND:** 124 (10/31/98 vs. Minnesota Duluth)

**Most Penalties, Both Teams:** 64 (10/31/98 vs. Minnesota Duluth)

**Most Penalty Minutes, Both Teams:** 257 (10/31/98 vs. Minnesota Duluth)

**Most Game DQs:** 5 (12/29/84, Maine; 10/31/98 by Minnesota Duluth)

**Largest Margin of Victory for UND:** 15 (15-0 over Yale on 1/01/60 and 18-3 at Denver on 2/01/50)

**Largest Margin of Shutout Victory for UND:** 15 (over Yale on 1/01/60)

**Largest Margin of Shutout Defeat over UND:** 10 (by Michigan

Tech on 2/16/74)

**Largest Margin of Defeat:** 14 (Denver 15-1 over UND on 1/13/61)

**Fastest Two Goals by UND:** 0:02 seconds (1/30/60 at Colorado College)

**Fastest Three Goals by UND:** :20 seconds (2/11/53 vs. Colorado College)

**Fastest Four Goals by UND:** 1:18 (12/30/76 vs. Univ. of Saskatchewan)

**Longest Game:** 102 minutes 9 seconds (5-4 win over Minnesota in 5 OT on 12-21/22/68 at Bloomington, Minn.; in championship game of the 1968 Minnesota Classic Tournament. UND center Rod (Buzz) Christiansen scored the winning goal at 2:09 of 5th OT. Game began at 8 p.m. and ended at 12:54 a.m.)

**Shortest Overtime Game:** 0:04 seconds (10/30/81 by Providence

6-5 win at UND)

## TEAM PERIOD RECORDS

**Most Goals for UND:** 11 (12/28/78, 3rd Period vs. Univ. of Manitoba)

**Most Assists for UND:** 18 (12/28/78, 3rd Period vs. Univ. of Manitoba)

**Most Points for UND:** 29 (12/28/78, 3rd Period vs. Univ. of Manitoba)

**Most Penalties:** 15 (2/02/90, 2nd Period vs. Northern Michigan; 10/31/98, 1st period vs. Minnesota Duluth)

**Most Penalty Minutes:** 70 (10/31/98, 3rd period vs. Minnesota Duluth)

## SINGLE-SERIES POWER-PLAY OPPORTUNITIES

### Most by UND

- 23 vs. Colorado College (Oct. 25-26, 1991)
- 21 vs. Northeastern (Oct. 14-15, 2005)
- 21 vs. Minnesota Duluth (Feb. 27-28, 1998)
- 21 at Denver (Nov. 4-5, 1994)
- 21 at Denver (Oct. 18-19, 2001)
- 21 vs. Notre Dame (Jan. 5-6, 1979)
- 20, three times

### Most by Opponent

- 24 vs. Colorado College (Oct. 25-26, 1991)
- 23 at Minnesota (Jan. 26-27, 2007)
- 23 vs. Miami/Michigan State (Oct. 8-9, 2005)
- 22 vs. Notre Dame (Jan. 5-6, 1979)
- 21 vs. Denver (Oct. 29-30, 1976)
- 20 at Colorado College (Oct. 28-29, 1994)
- 20 at Denver (Oct. 18-19, 1991)



## OPPONENT TEAM RECORDS

### Game

**Most Goals:** 15 (1-13-61, Denver in 15-1 over UND)  
**Most Assists:** 21 (1-2-62, Des Moines Oak Leafs in 11-3 win over UND)  
**Most Points:** 32 (2-24-51, Michigan in 12-4 win over UND)  
**Most Penalties:** 35 (10-31-98 Minnesota Duluth)  
**Most Penalty Minutes:** 133 (10-31-98 Minnesota Duluth)  
**Most Game DQs:** 5 (12-29-84, Maine; 10-31-98 by Minnesota Duluth)

### Period

**Most Goals:** 7 (11-7-75, 3rd Period, Michigan in 11-1 win over UND; and 1-23-91, 2nd Period, Minnesota in 11-5 win over UND)  
**Most Assists:** 12 (1-23-91, 2nd Period, Minnesota in 11-5 win over UND)  
**Most Points:** 19 (1-23-91, 2nd Period, Minnesota in 11-5 win over UND)  
**Most Penalties:** 16 (10-31-98; 1st & 3rd periods, Minnesota Duluth)  
**Most Penalty Minutes:** 76 (10-31-98; 3rd period, Minnesota Duluth)

## THE LAST TIME IT HAPPENED

**UND won when trailing after two periods:** 3/29/13 vs. #14 Niagara, NCAA West Region semifinal (UND trailed 1-0 after two in an eventual 2-1 win)

**Overtime Game:** 3/21/13 vs. Colorado College (4-3 UND loss) (Peter Stoykewich scored 4:52 into overtime)

**Overtime Game Won by UND:** 12/01/12 at #18 Colorado College (3-2 win), (OT goal by Drake Caggiula)

**Overtime Game Won by Opponent:** 3/21/13 vs. Colorado College (4-3 UND loss) (Peter Stoykewich scored 4:52 into overtime)

**Overtime Game Ended in a Tie:** 3/02/13 vs. Bemidji State (2-2 tie)

**UND Shut Out an Opponent:** 3/26/11 vs. #16 Rensselaer (Aaron Dell, 21 saves, 6-0 win in NCAA Midwest Region semifinal)

**UND Shut Out an Opponent on the Road:** 3/17/13 vs. Michigan Tech, WCHA First Round Game 3 (Clarke Saunders & Tate Maris, 32 saves in 6-0 win)

**UND Was Shut Out:** 11/20/11 at Bemidji State (Dan Bakala, 26 saves, 1-0 BSU win)

**UND Was Shut Out at Home:** 10/28/11 vs. St. Cloud State (Ryan Faragher, 44 saves, 4-0 SCSU win)

**Scoreless Tie Was Played:** 10/19/07 – at Boston College (game was called after two periods due to poor ice conditions; March 8, 1968 – at Michigan Tech, no overtime)

**UND Swept a 2-Game Regular Season Home Series:** 1/04-05/13 vs. #20 Holy Cross (5-2, 3-2)

**UND Swept a WCHA First Round Playoff Home Series:** 3/09-10/12 vs. Bemidji State (4-1, 4-3)

**UND Swept a 2-Game Regular Season Road Series:** 2/08-09/13 at #14 Nebraska Omaha (2-1, 5-2)

**UND Swept a 2-Game Regular Season Home & Home Series:** 1/02-03/09 vs. Bemidji State (4-3, 4-3 ot)

**UND Won a Shootout:** 10/08/10 at Alaska Anchorage at Kendall Hockey Classic (Game officially recorded as a 5-5 overtime tie)

**UND Lost a Shootout:** 10/06/00 vs. New Hampshire 3-2 at Ice Breaker in Ann Arbor, Mich.

**UND Was Swept on the Road:** 11/04-05/11 – #5 Minnesota swept UND (2-0, 3-2)

**UND Was Swept at Home:** 1/29-30/10 – Denver swept UND (2-0, 4-2)

**UND Was Not Penalized:** 2/22/97 – vs. Alaska Anchorage

**Neither Team Was Penalized:** 2/22/97 – vs. Alaska Anchorage

**UND Attempted a Penalty Shot:** 2/24/12 – Danny Kristo scored on Sam Brittain at 7:21 of the second period in a 4-3 UND win at #9 Denver

**UND Scored on a Penalty Shot:** 2/24/12 – Danny Kristo scored on Sam Brittain at 7:21 of the second period in a 4-3 UND win at #9 Denver

**Opponent Attempted a Penalty Shot:** 12/15/12 – Michigan Tech's Dennis Rix was stopped by UND's Clarke Saunders at 17:58 of the second period in a 4-1 UND road win.

**UND Goaltender Assisted on a Goal:** 1/25/13 – Zane Gothberg vs. St. Cloud State in 3-1 UND win

**UND Hat Trick:** 11/02/12 – Connor Gaarder in 4-2 win vs. #12 Boston University

**UND Hat Trick by Two Players:** 3/11/11 – Matt Frattin and Jason Gregoire vs. Michigan Tech (WCHA First Round, Game 1)

**UND Player Scored 4 Goals in a Game:** 1/09/04 – Brandon Bochenski vs. Alaska Anchorage

**All UND Goals Scored by One Player:** 11/15/68 – 4 goals by Dave Kartio vs. Denver



*Drew Stafford is the last UND player to score on a penalty shot. He scored on a penalty shot in overtime to give UND a 4-3 win at Maine on Oct. 8, 2004.*



*All-American Brandon Bochenski is the last UND player to score four goals in a game. Bochenski scored four goals against Alaska Anchorage on Jan. 9, 2004.*

**MISCELLANEOUS CAREER**

**Hat Tricks:** 17 by Ben Cherski (1951-55)  
**Points Per Game:** 2.02 by Tony Hrkac (1984-85, 1986-87)

**INDIVIDUAL SEASON**

**Hat Tricks:** 7 by Ben Cherski (1953-54)  
**Goals Per Game:** 1.48 by Ben Cherski (1953-54)  
**Points Per Game:** 2.42 by Tony Hrkac (1986-87)  
 Consecutive Goalie Shutouts: 4 by Gerald "Spike" Schultz (1/14/54, 1/15/54, 1/28/54 and 1/29/54 all vs. Michigan Tech)

**INDIVIDUAL SINGLE GAME**


**Goals:** 8 by Bill Sullivan (2/27/48 vs. North Dakota State)  
**Assists:** 6 by Bill Himmelright (2/19/77 vs. Colorado College) and Doug Smail (11/5/77 vs. Michigan State)  
**Points:** 9 by Bill Reichart (12/29/54 vs. Minnesota Duluth, 7G/2A) and Bob Joyce (1/02/87 vs. Michigan Tech, 6G/3A)  
**Goals by a Defenseman:** 3 by Jerry Lafond (11/27/65 vs. Minnesota Duluth), Alan Hangsleben (2/18/72 vs. Michigan Tech), Mike Stone (11/15/80 vs. Colorado College) and Travis Roche (3/02/01 vs. Bemidji State)  
**Assists by a Defenseman:** 6 by Bill Himmelright (2/19/77 vs. Colorado College) and Travis Roche (11/10/00 vs. Minnesota)  
**Points by a Defenseman:** 6 by Bill Himmelright (2/19/77 vs. Colorado College) and Travis Roche (11/10/00 vs. Minnesota)  
**Shorthanded Goals:** 2 by Mike Burggraf (12/09/78 vs. Northern Arizona) and Russ Romaniuk (12/02/90 vs. Maine)  
**Power Play Goals:** 3 by Mark Taylor (11/23/79 vs. Michigan State) and Jeff McLean (10/18/91 vs. Denver)  
**Most Penalties:** 7 by Dave Donnelly (12/04/82 vs. Minnesota); Landon Wilson (1/27/95 vs. Minnesota Duluth)  
**Most Penalty Minutes:** 33 by Landon Wilson (1/27/95 vs. Minnesota Duluth)  
**Most Goalie Saves:** 56 by Darren Jensen (11/31/81 vs. Minnesota)  
**Fewest Goalie Saves:** 8 by Bob Peabody (11/11/58 by Minnesota Duluth) and George Gratton (1/9/59)  
**Most Goals Allowed:** 12 by Bob Murray (12/10/48 vs. Colorado College; 12/11/48 vs. Colorado College; 12/17/48 vs. University of Saskatchewan; and 1/28/48 vs. Minnesota) and Rudy Lindbeck (2/24/51 vs. Michigan)

**INDIVIDUAL SINGLE PERIOD**

**Goals:** 4 by Cary Eades (11/14/80, 2nd period vs. Colorado College) Points: 6 by Milton "Prince" Johnson (2/10/50, 3rd period vs. Michigan State)  
**Most Goalie Saves:** 25 by Dave Murphy (11/07/71, 1st period vs. U.S. Olympic Team)  
**Most Overtime Saves:** 15 by Brian Blanchard (12/21/68 in 5 OT vs. Minnesota)  
**Fewest Goalie Saves:** 0 by Bob Peabody (1/16/59, 3rd period vs. Michigan); Mel Donnelly (12/21/79, 1st period vs. Ohio State) and Darren Jensen (12/10/82, 1st period vs. Denver)  
**Most Goals Allowed:** 6 by many players

**INDIVIDUAL STREAKS**

**Point-Scoring Streak:** 27 games by Steve Johnson (10/16/87 to 1/23/88)  
**Goal-Scoring Streak:** 12 games by Ben Cherski (1/11/52 to 2/19/52) and by Gordon Christian (12/29/48 to 2/18/49).



Ben Cherski's 131 career goals and 17 hat tricks from 1951-55 remain school records.



Bill Reichart (above) shares the UND single-game with nine points, accomplished on Dec. 29, 1954 against Minnesota Duluth. His record stood for 33 years until it was matched by Bob Joyce on Jan. 2, 1987.



**FASTEST TO 100 CAREER POINTS**

Rk	Name	Games
1.	Troy Murray (1980-82).....	50
2.	Tony Hrkac (1984-85, 1986-87).....	59
3.	Zach Parise (2002-04).....	66
4.	Greg Johnson (1989-93).....	74
5.	Perry Berezan (1983-85).....	75
6.	Jason Blake* (1996-99).....	79
7.	Bob Joyce (1984-87).....	81
8.	Doug Smail (1977-80).....	82
	Mark Taylor (1976-80).....	82
10.	Brandon Bochenski (2001-04).....	83
	Bob Munro (1966-69).....	83
12.	Jeff Panzer (1997-01).....	85
13.	Rick Zaparniuk (1976-80).....	86
14.	Cary Eades (1978-82).....	89
15.	Ryan Bayda (1999-02).....	91
	Jim Cahoon (1969-73).....	91
	Chris Jensen (1982-86).....	91
	Dixon Ward (1988-92).....	91
19.	T.J. Oshie (2005-08).....	92
20.	Russ Romaniuk (1988-91).....	93
21.	Ryan Duncan (2005-09).....	95
	Mike Burggraf (1975-79).....	95
	Teeder Wynne (1992-96).....	95
24.	Lee Goren (1997-00).....	98
25.	Earl Anderson (1969-73).....	99

\* Arrived at UND as a sophomore



Troy Murray



George Chigol



Lee Davidson



Kevin McKinnon



Ben Cherski



Jim Ridley

**FASTEST GOALS BY UND**

**Fastest Goals to Open a Period**

**From Start of Game:** 0:06 by Lee Davidson (10/13/89 vs. Alabama-Huntsville)

**To Start 2nd Period:** 0:07 by Kevin McKinnon (1/16/93 vs. Wisconsin)

**To Start 3rd Period:** 0:07 by Ben Cherski (1/18/52 vs. Michigan Tech)

**To Start Overtime:** 0:12 by Jim Ridley (1/11/57 vs. Minnesota)

**Fastest Consecutive Goals by Individual**

**Two Goals:** 0:05 by Troy Murray (11/21/80, 2nd period vs. Michigan St.)

**Three by Individual:** 1:15 by George Chigol (1/17/63, 2nd period vs. St. Boniface Canadiens)

**Four by Individual:** 6:45 by George Chigol (1/17/63, 2nd period vs. St. Boniface Canadiens)

**Fastest Hat Trick:** 1:15 by George Chigol (11/763, 3rd period vs. St. Boniface Canadiens)



Troy Murray reached 100 career points faster than anyone in UND hockey history, achieving that milestone in just 50 games. Murray went on to enjoy a 14-year NHL career, winning the Selke Trophy as the league's best defensive forward in 1985-86 and a Stanley Cup with the Colorado Avalanche in 1995-96.

**OPPONENT INDIVIDUAL RECORDS**

**Single Period**

**Most Goals:** 4 by Ron Hartwell of Colorado College (2/24/52)

**Most Saves:** 28 by John Rockwell of Michigan Tech (10/28/78)

**Most Saves, Overtime:** 29 by Murray McLachlan of Minnesota (12/21/68)

**Fewest Saves:** 1 by Keni Gibson of Northeastern (10/30/04)

**Single Game**

**Most Goals:** 5 by Ron Hartwell of Colorado College (2/24/52) and Roger Christian of Warroad Lakers (2/15/62)

**Most Saves (Regulation):** 60 by Nate Nomeland of Princeton (12/30/00)

**Fewest Saves:** 6 by George Mooney of Denver (2/19/52)

**Fastest Goals to Open a Period**

**Start of Game:** 0:06 by Rick Kennedy of St. Louis University (12/26/73)

**Start of 2nd Period:** 0:08 by Tony Szabo of Northern Michigan (2/07/92)

**Start of 3rd Period:** 0:07 by Owen Rogers of Minnesota Duluth (11/26/75)

**Start of Overtime:** 0:04 by Kurt Kleinendorst of Providence (10/31/81)



Chris Porter is one of two UND players (Ryan Duncan) to have played in an NCAA record 175 consecutive games.

## GAMES PLAYED

1.	Ryan Duncan (2005-09).....	*175
	Chris Porter (2003-07).....	*175
3.	Chay Genoway (2006-11).....	168
	Zach Jones (2005-09).....	168
	Matt Watkins (2005-09).....	168
6.	Andrew Kozek (2005-09).....	167
	Quinn Fylling (2000-01, 2002-05).....	167
	Lee Davidson (1986-90).....	167
9.	Chris VandeVelde (2006-10).....	166
	Darcy Zajac (2006-10).....	166

\*Consecutive games played (NCAA, WCHA record)

## POINTS

1.	Greg Johnson (1989-93).....	272
2.	Mark Taylor (1976-80).....	265
3.	Jeff Panzer (1997-01).....	228
4.	Dixon Ward (1988-92).....	219
5.	Lee Davidson (1986-90).....	202
6.	Doug Smail (1977-80).....	195
7.	Steve Johnson (1984-88).....	191
8.	Ben Cherski (1951-55).....	188
	Phil Sykes (1978-82).....	188
10.	Rick Zaparniuk (1976-80).....	185

## POINTS PER GAME (Min. 75 games)

1.	Tony Hrkac (1984-85, 1986-87).....	2.02
2.	Ben Cherski (1951-55).....	1.88
3.	Bill Reichart (1954-57).....	1.84
4.	Greg Johnson (1989-93).....	1.75
5.	Doug Smail (1977-80).....	1.73
6.	Mark Taylor (1976-80).....	1.69
7.	Troy Murray (1980-82).....	1.61
8.	Reggie Morelli (1957-60).....	1.55
9.	Zach Parise (2002-04).....	1.53
	James Ridley (1955-58).....	1.53

## GOALS

1.	Ben Cherski (1951-55).....	131
2.	Dixon Ward (1988-92).....	110
3.	Bob Joyce (1984-87).....	101
4.	Phil Sykes (1978-82).....	98
5.	Mark Taylor (1976-80).....	97
	Bill Reichart (1954-57).....	97

7.	Russ Romaniuk (1988-91).....	93
8.	Doug Smail (1977-80).....	89
9.	Ryan Duncan (2005-09).....	85
	Cary Eades (1978-82).....	85

## ASSISTS

1.	Greg Johnson (1989-93).....	198
2.	Mark Taylor (1976-80).....	168
3.	Jeff Panzer (1997-01).....	148
4.	Rick Zaparniuk (1976-80).....	125
5.	Lee Davidson (1986-90).....	122
6.	Steve Johnson (1984-88).....	121
	Bill Himmelright (1975-79).....	121
8.	Russ Parent (1986-90).....	115
9.	Dixon Ward (1988-92).....	109
	Brian Williams (1982-86).....	109

## POWER-PLAY GOALS


1.	Mark Taylor (1976-80).....	43
2.	Dixon Ward (1988-92).....	40
3.	Ryan Duncan (2005-09).....	37
4.	Cary Eades (1978-82).....	36
5.	Russ Romaniuk (1988-91).....	33
6.	Bob Joyce (1984-87).....	32
7.	Chris Jensen (1982-86).....	29
	Doug Smail (1977-80).....	29
9.	Brandon Bochenski (2001-04).....	27
	Steve Johnson (1984-88).....	27

## SHORT-HANDED GOALS

1.	Russ Romaniuk (1988-91).....	12
2.	Scott Dub (1984-88).....	10
3.	Tony Hrkac (1984-85, 1986-87).....	9
	Doug Smail (1977-80).....	9
5.	Drew Stafford (2003-06).....	7
	Dusty Carroll (1979-83).....	7
	Phil Sykes (1978-82).....	7
8.	Jason Blake (1996-99).....	6
	Greg Johnson (1989-93).....	6
	Lee Davidson (1986-90).....	6



Russ Romaniuk scored a school-record 12 career shorthanded goals from 1988 to 1991.



Mark Taylor is UND's all-time leader in power-play goals (43) and game-winning goals (18).

## GAME-WINNING GOALS

1.	Mark Taylor (1976-80).....	18
2.	Ryan Duncan (2005-09).....	17
3.	T.J. Oshie (2005-08).....	16
4.	Jason Grogire (2008-11).....	15
	Brandon Bochenski (2001-04).....	15
6.	Danny Kristo (2009-13).....	13
	Lee Goren (1997-00).....	13
	Cary Eades (1978-82).....	13
9.	Bryan Lundbohm (1998-01).....	12
	Bob Joyce (1984-87).....	12
	Jim Archibald (1981-85).....	12

## PENALTIES

1.	Jim Archibald (1981-85).....	247
2.	Marty Schriener (1990-94).....	192
3.	Matt Greene (2002-05).....	163
4.	Mike Commodore (1997-00).....	151
5.	Mike Prpich (2002-06).....	137
6.	Dean Dachyshyn (1979-83).....	135
	Scott Marvin (1973-74, 1975-78).....	135
8.	Andrew MacWilliam (2009-13).....	132
	Brad Malone (2007-11).....	132
	Marc Chorney (1977-81).....	132

## PENALTY MINUTES

1.	Jim Archibald (1981-85).....	540
2.	Marty Schriener (1990-94).....	487
3.	Mike Commodore (1997-00).....	382
4.	Matt Greene (2002-05).....	347
5.	Mike Prpich (2002-06).....	334
6.	Brad Malone (2007-11).....	329
7.	Andrew MacWilliam (2009-13).....	327
8.	Joe Finley (2008-09).....	303
9.	Scott Marvin (1973-74, 1975-78).....	297
10.	Dean Dachyshyn (1979-83).....	289



Nick Naumenko's 38 career goals are a UND record for a defenseman.

**POINTS BY A DEFENSEMAN**

1. Bill Himmelright (1975-79).....	149
2. Nick Naumenko (1992-96).....	140
3. Russ Parent (1986-90).....	139
4. Chay Genoway (2006-11).....	127
5. Brad Cox (1976-80).....	123
6. Jason Herter (1988-91).....	119
7. Curtis Murphy (1994-98).....	118
Marc Chorney (1977-81).....	118
9. Glen Klotz (1982-86).....	105
10. Brad Williamson (1995-99).....	99
Mike Stone (1977-82).....	99

**GOALS BY A DEFENSEMAN**

1. Nick Naumenko (1992-96).....	38
2. Curtis Murphy (1994-98).....	32
3. Jason Herter (1988-91).....	30
4. John Noah (1947-51).....	29
5. Bill Himmelright (1975-79).....	28
6. Nick Fuher (2001-05).....	27
7. Chay Genoway (2006-11).....	26
8. Mike Stone (1977-82).....	25
9. Russ Parent (1986-90).....	24
Marc Chorney (1977-81).....	24

**ASSISTS BY A DEFENSEMAN**

1. Bill Himmelright (1975-79).....	121
2. Russ Parent (1986-90).....	115
3. Nick Naumenko (1992-96).....	102
Brad Cox (1976-80).....	102
5. Chay Genoway (2006-11).....	101
6. Marc Chorney (1977-81).....	94
7. Jason Herter (1988-91).....	89
8. Glen Klotz (1982-86).....	87
9. Curtis Murphy (1994-98).....	86
10. Brad Williamson (1995-99).....	77
Scott Sandelin (1982-86).....	77

**PPG BY A DEFENSEMAN**

1. Nick Naumenko (1992-96).....	20
Bill Himmelright (1975-79).....	20
3. Jason Herter (1988-91).....	19
4. Chay Genoway (2006-11).....	14
5. Chad Mazurak (1998-02).....	13
Mike Stone (1977-82).....	13

Rob Mihulka (1975-79).....	13
8. Nick Fuher (2001-05).....	10
Curtis Murphy (1994-98).....	10
Ian Kidd (1985-87).....	10
Glen Klotz (1982-86).....	10

**SHG BY A DEFENSEMAN**

1. Ian Kidd (1985-87).....	3
2. Robbie Bina (2003-08).....	2
Murray Baron (1986-89).....	2
Bill Himmelright (1975-79).....	2
5. <b>Nick Mattson (2011-present).....</b>	<b>1</b>
12 others tied w/.....	1

**GWG BY A DEFENSEMAN**

1. Nick Fuher (2001-05).....	8
2. Chay Genoway (2006-11).....	7
3. Curtis Murphy (1994-98).....	6
4. Ian Kidd (1985-87).....	5
5. Jake Marto (2007-11).....	4
Chad Mazurak (1998-02).....	4
Mike Commodore (1997-00).....	4
Nick Naumenko (1992-96).....	4
Brad Bombardir (1990-94).....	4
David Marvin (1987-91).....	4

**GAMES PLAYED BY A GOALIE**

1. Toby Kvalevog (1993-97).....	121
2. Karl Goehring (1997-01).....	118
3. Jean-Philippe Lamoureux (2004-08).....	111
4. Brad Eidsness (2008-12).....	104
Peter Waselovich (1973-77).....	104
6. Scott Brower (1984-88).....	90
7. Mike "Lefty" Curran (1965-68).....	86
8. Jordan Parise (2003-06).....	82
Chris Dickson (1987-91).....	82
10. Joe Lech (1962-65).....	79

**WINS (Since 1965-66)**

1. Karl Goehring (1997-01).....	80
2. Jean-Philippe Lamoureux (2004-08).....	60
3. Brad Eidsness (2008-12).....	58
4. Jordan Parise (2003-06).....	55
5. Mike "Lefty" Curran (1965-68).....	54
6. Toby Kvalevog (1993-97).....	52
Jon Casey (1980-84).....	52
8. Aaron Dell (2009-12).....	49
9. Scott Brower (1984-88).....	47
10. Darren Jensen (1979-83).....	46

**WINNING PERCENTAGE (Min. 40 gp)**

1. Karl Goehring (1997-01).....	.765
2. Andy Kollar (1998-02).....	.725
3. Jordan Parise (2003-06).....	.713
4. Jon Casey (1980-84).....	.711
5. Jake Brandt (2001-05).....	.708
6. Aaron Dell (2009-12).....	.696
7. Bob Iwabuchi (1978-80).....	.679
8. Tony Couture (1988-91).....	.670
9. Darren Jensen (1979-83).....	.669
10. Brad Eidsness (2008-12).....	.663

**GOALS AGAINST AVG. (Min. 40 gp)**

1. Jean-Philippe Lamoureux (2004-08).....	2.14
Jordan Parise (2003-06).....	2.14
3. Aaron Dell (2009-12).....	2.15
4. Karl Goehring (1997-01).....	2.23
5. Brad Eidsness (2008-12).....	2.41
6. Jake Brandt (2001-05).....	2.50
7. Bob Peabody (1957-59).....	2.55
8. Joe Lech (1962-65).....	2.82
9. Mike "Lefty" Curran (1965-68).....	2.92

10. Jon Casey (1980-84).....	2.96
------------------------------	------

**SAVE PERCENTAGE (Min. 40 gp)**

1. Jordan Parise (2003-06).....	.921
2. Jean-Philippe Lamoureux (2004-08).....	.920
3. Karl Goehring (1997-01).....	.918
4. Aaron Dell (2009-12).....	.912
5. Jon Casey (1980-84).....	.910
6. Brad Eidsness (2008-12).....	.906
7. Jake Brandt (2001-05).....	.901
8. Andy Kollar (1998-02).....	.899
9. Mike "Lefty" Curran (1965-68).....	.897
10. Darren Jensen (1979-83).....	.894

**SAVES**

1. Peter Waselovich (1973-77).....	3,517
2. Toby Kvalevog (1993-97).....	2,936
3. Karl Goehring (1997-01).....	2,783
4. Jean-Philippe Lamoureux (2004-08).....	2,656
5. Bill Stankoven (1975-79).....	2,466
6. Scott Brower (1984-88).....	2,433
7. Jon Casey (1980-84).....	2,306
8. Brad Eidsness (2008-12).....	2,287
9. Mike "Lefty" Curran (1965-68).....	2,180
10. Jordan Parise (2003-06).....	2,006

**SHUTOUTS**

1. Karl Goehring (1997-01).....	15
2. Jean-Philippe Lamoureux (2004-08).....	10
Jordan Parise (2003-06).....	10
4. Aaron Dell (2009-12).....	9
5. Brad Eidsness (2008-12).....	5
Aaron Schweitzer (1996-98).....	5
Tom Yurkovich (1954-57).....	5
Gerald "Spike" Schultz (1953-55).....	5
9. Jake Brandt (2001-05).....	4
Scott Brower (1984-88).....	4
Joe Lech (1962-65).....	4



Aaron Dell's three-year goals against average of 2.15 ranks third on UND's career list.



Tony Hrkac scored an NCAA-record 116 points during his Hobey Baker Award season of 1986-87, a record that still stands.

## POINTS

1. Tony Hrkac (1986-87) .....	*116
2. Mark Taylor (1979-80).....	92
3. Bob Joyce (1986-87).....	89
4. Doug Smail (1979-80).....	87
5. Steve Johnson (1987-88).....	85
6. Mark Taylor (1978-79).....	83
7. Kevin Maxwell (1978-79).....	82
8. Jeff Panzer (2000-01).....	81
9. Greg Johnson (1990-91).....	79
10. Troy Murray (1980-81).....	78

\*Indicates NCAA record

## GAMES PLAYED

1. Tony Hrkac (1986-87).....	48
Bob Joyce (1986-87).....	48
Steve Johnson (1986-87).....	48
Scott Koberinski (1986-87).....	48
Malcolm Parks (1986-87).....	48
6. Tom Benson (1986-87).....	47
Ian Kidd (1986-87).....	47
Mickey Krampotich (1986-87).....	47
Mike Lamoine (1986-87).....	47
Russ Parent (1986-87).....	47
Craig Ludwig (1981-82).....	47

## POINTS PER GAME (Min. 20 gp)

1. Tony Hrkac (1986-87).....	2.42
2. Mark Taylor (1979-80).....	2.30
3. Ken Johannson (1950-51).....	2.27
4. Ben Cherski (1952-53).....	2.20
5. Doug Smail (1979-80).....	2.18
6. Russell "Buzz" Johnson (1949-50).....	2.17
7. Reg Morelli (1959-60).....	2.10
8. Greg Johnson (1990-91).....	2.08
9. Ben Cherski (1953-54).....	2.074
10. Bill Reichart (1956-57).....	2.068

## GOALS

1. Bob Joyce (1986-87).....	52
2. Tony Hrkac (1986-87).....	46
3. Doug Smail (1979-80).....	43
4. Russ Romaniuk (1990-91).....	40

Ben Cherski (1953-54).....	40
6. Phil Sykes (1981-82).....	39
7. Ben Cherski (1951-52).....	38
8. Jim Archibald (1984-85).....	37
9. Matt Frattin (2010-11).....	36
Russ Romaniuk (1989-90).....	36
Bill Reichart (1956-57).....	36

## ASSISTS


1. Tony Hrkac (1986-87).....	70
2. Greg Johnson (1990-91).....	61
3. Mark Taylor (1979-80).....	59
Mark Taylor (1978-79).....	59
5. Jeff Panzer (2000-01).....	55
6. Greg Johnson (1991-92).....	54
7. Steve Johnson (1987-88).....	51
Kevin Maxwell (1978-79).....	51
9. Russ Parent (1989-90).....	50
10. Lee Davidson (1989-90).....	49

## POWER-PLAY GOALS (since 1975-76)

1. Ryan Duncan (2006-07).....	17
Doug Smail (1979-80).....	17
3. Russ Romaniuk (1990-91).....	16
Bob Joyce (1985-86).....	16
5. Dixon Ward (1991-92).....	15
Bob Joyce (1986-87).....	15
Jim Archibald (1984-85).....	15
8. Steve Johnson (1987-88).....	14
Cary Eades (1981-82).....	14
10. Six players tied w/.....	13

## SHORT-HANDED GOALS (since 1975-76)

1. Tony Hrkac (1986-87).....	8
Doug Smail (1979-80).....	8
3. Drew Stafford (2005-06).....	7
4. Russ Romaniuk (1989-90).....	6
5. Scott Dub (1987-88).....	5
Gord Sherven (1981-82).....	5
Frank Burggraf (1978-79).....	5
Mike Burggraf (1978-79).....	5
Dave Christian (1978-79).....	5
10. Seven players tied w/.....	4



All-American Bob Joyce scored a school-record 52 goals in 1986-87.



All-American T.J. Oshie scored a school-record nine game-winning goals as a freshman in 2005-06.

## GAME-WINNING GOALS


1. T.J. Oshie (2005-06).....	9
2. Bryan Lundbohm (2000-01).....	8
Bob Joyce (1986-87).....	8
Phil Sykes (1981-82).....	8
5. Jason Gregoire (2009-10).....	7
Lee Goren (1999-00).....	7
Malcolm Parks (1986-87).....	7
Jim Archibald (1983-84).....	7
Mark Taylor (1978-79).....	7
10. Danny Kristo (2012-13).....	6
Eight others tied w/.....	6

## PENALTIES

1. Jim Archibald (1984-85).....	81
2. Jim Archibald (1983-84).....	78
3. Matt Greene (2004-05).....	63
4. Matt Greene (2002-03).....	62
Mike Commodore (1998-99).....	62
6. Mike Commodore (1999-00).....	59
Marty Schriener (1992-93).....	59
8. Scott Marvin (1976-77).....	54
9. Marty Schriener (1993-94).....	52
10. Kyle Radke (2006-07).....	49
Brad Pascall (1989-90).....	49
Marc Chorney (1978-79).....	49

## PENALTY MINUTES

1. Jim Archibald (1984-85).....	197
2. Marty Schriener (1992-93).....	156
Jim Archibald (1983-84).....	156
4. Mike Commodore (1999-00).....	154
Mike Commodore (1998-99).....	154
6. Landon Wilson (1993-94).....	147
7. Landon Wilson (1994-95).....	141
8. Matt Greene (2002-03).....	135
9. Marty Schriener (1993-94).....	129
10. Matt Greene (2004-05).....	126



Ian Kidd scored 60 points during the 1986-87, a UND single-season record for defensemen.

**POINTS BY A DEFENSEMAN**

1. Ian Kidd (1986-87).....	60
2. Russ Parent (1989-90).....	59
3. Bill Himmelright (1977-78).....	52
4. Jason Herter (1989-90).....	50
5. Travis Roche (2000-01).....	49
6. James Patrick (1982-83).....	48
7. Brad Williamson (1998-99).....	47
8. Marc Chorney (1979-80).....	45
9. Bill Himmelright (1978-79).....	44
10. Curtis Murphy (1997-98).....	42
Curtis Murphy (1996-97).....	42
Glen Klotz (1984-85).....	42
Marc Chorney (1980-81).....	42

**GOALS BY A DEFENSEMAN**

1. Nick Naumenko (1994-95).....	13
Ian Kidd (1986-87).....	13
John Noah (1947-48).....	13
4. Curtis Murphy (1996-97).....	12
James Patrick (1982-83).....	12
6. Andy Schneider (2002-03).....	11
Travis Roche (2000-01).....	11
Nick Naumenko (1995-96).....	11
Jason Herter (1990-91).....	11
Jason Herter (1989-90).....	11
Mike Stone (1980-81).....	11
Bill Himmelright (1977-78).....	11
Rob Mihulka (1976-77).....	11
Joe Silovich (1948-49).....	11

**ASSISTS BY A DEFENSEMAN**

1. Russ Parent (1989-90).....	50
2. Ian Kidd (1986-87).....	47
3. Bill Himmelright (1977-78).....	41
4. Jason Herter (1989-90).....	39
5. Travis Roche (2000-01).....	38
Marc Chorney (1979-80).....	38
7. Brad Williamson (1998-99).....	37
8. James Patrick (1982-83).....	36
9. Glen Klotz (1984-85).....	35
Bill Himmelright (1978-79).....	35

**PPG BY A DEFENSEMAN**

1. Jason Herter (1989-90).....	9
Ian Kidd (1986-87).....	9
Bill Himmelright (1977-78).....	9
Rob Mihulka (1976-77).....	9
5. Bill Himmelright (1978-79).....	8
6. Nick Naumenko (1992-93).....	7
Brad Cox (1977-78).....	7
8. Brad Williamson (1998-99).....	6
Nick Naumenko (1994-95).....	6
Jason Herter (1990-91).....	6
Mike Stone (1977-78).....	6

**SHG BY A DEFENSEMAN**

1. Robbie Bina (2006-07).....	2
Murray Baron (1988-89).....	2
Ian Kidd (1986-87).....	2
Bill Himmelright (1978-79).....	2
5. Nick Mattson (2011-12).....	1
13 others tied w/.....	1

**GWG BY A DEFENSEMAN**

1. Chay Genoway (2007-08).....	3
Nick Fuher (2003-04).....	3
Nick Fuher (2002-03).....	3
Brad Bombardir (1992-93).....	3
Ian Kidd (1985-86).....	3
5. Joe Gleason (2012-13).....	2
24 others tied w/.....	2

**GAMES PLAYED BY A GOALIE**

1. Jean-Philippe Lamoureux (2007-08).....	42
2. Brad Eidsness (2009-10).....	41
Brad Eidsness (2008-09).....	41
4. Aaron Dell (2010-11).....	40
5. Jean-Philippe Lamoureux (2006-07).....	37
Jon Casey (1983-84).....	37
7. Toby Kvalevog (1995-96).....	34
Ed Belfour (1986-87).....	34
9. Aaron Dell (2011-12).....	33
Jordan Parise (2005-06).....	33
Peter Waselovich (1973-74).....	33

**WINS (since 1965-66)**

1. Aaron Dell (2010-11).....	30
2. Ed Belfour (1986-87).....	29
3. Jean-Philippe Lamoureux (2007-08).....	27
4. Jon Casey (1983-84).....	25
5. Brad Eidsness (2009-10).....	24
Brad Eidsness (2008-09).....	24
Jordan Parise (2005-06).....	24
8. Karl Goehring (1997-98).....	23
9. Karl Goehring (1998-99).....	22
10. Jean-Philippe Lamoureux (2006-07).....	21
Peter Waselovich (1976-77).....	21

**GOALS AGAINST AVERAGE (Min. 10 gp)**

1. Bob Peters (1957-58).....	1.27
2. Jean-Philippe Lamoureux (2007-08).....	1.75
3. Aaron Dell (2010-11).....	1.79
4. Karl Goehring (1999-00).....	1.89
5. Jordan Parise (2003-04).....	2.05
6. Brad Eidsness (2009-10).....	2.11
Jordan Parise (2004-05).....	2.13
8. Mike "Lefty" Curran (1967-68).....	2.14
9. Brad Eidsness (2011-12).....	2.17
10. Jean-Philippe Lamoureux (2004-05).....	2.19

**SAVE PERCENTAGE (Min. 10 gp)**

1. Jean-Philippe Lamoureux (2007-08)....	.932
2. Jordan Parise (2005-06).....	.929
3. Karl Goehring (1999-00).....	.927
4. Aaron Dell (2010-11).....	.924
5. <b>Zane Gothberg (2012-13).....</b>	<b>.920</b>
Brad Eidsness (2011-12).....	.920
7. Mike "Lefty" Curran (1967-68).....	.919
8. Karl Goehring (2000-01).....	.918
9. <b>Clarke Saunders (2012-13).....</b>	<b>.917</b>
Jordan Parise (2004-05).....	.917

**SAVES**

1. Jon Casey (1983-84).....	1,160
2. Peter Waselovich (1973-74).....	1,126
3. Jean-Philippe Lamoureux (2007-08) ..	1,004
4. Brad Eidsness (2008-09).....	1,001
5. Peter Waselovich (1974-75).....	989
6. Jordan Parise (2005-06).....	968
7. Toby Kvalevog (1994-95).....	925
8. Jean-Philippe Lamoureux (2006-07).....	919
9. Brad Eidsness (2009-10).....	891
10. Todd Jones (1991-92).....	889
Bill Stankoven (1977-78).....	889

**SHUTOUTS**


1. Karl Goehring (1999-00).....	8
2. Aaron Dell (2010-11).....	6
Jean-Philippe Lamoureux (2007-08).....	6
Jordan Parise (2005-06).....	6
5. Jake Brandt (2002-03).....	4
Aaron Schweitzer (1996-97).....	4
Gerald "Spike" Schultz (1953-54).....	4
8. Brad Eidsness (2009-10).....	3
Jean-Philippe Lamoureux (2006-07).....	3
Karl Goehring (2000-01).....	3
Karl Goehring (1998-99).....	3
Ed Belfour (1986-87).....	3
Mike "Lefty" Curran (1967-68).....	3

**CONSECUTIVE STARTS BY A GOALIE**

(Includes streaks over multiple seasons)

1. Jean-Philippe Lamoureux (2006-08).....	55
2. Al Finkelstein (1951-52 & '52-53).....	40
3. Brad Eidsness (2008-09).....	38
4. Peter Waselovich (1973-74).....	32
5. Tom Yurkovich (1956-57).....	29
6. Rudy Lindbeck (1950-51).....	26
7. Toby Kvalevog (1994-95 & '95-96).....	24
8. Aaron Dell (2010-11).....	23
Mike "Lefty" Curran (1965-66).....	23
Gerald "Spike" Schultz (1953-54).....	23





Kevin Maxwell's 82 points in 1978-79 remain a school record for a freshman.

## GAMES PLAYED

1. Russ Parent (1986-87).....	47
2. Ryan Duncan (2005-06).....	46
Zach Jones (2005-06).....	46
Andrew Kozek (2005-06).....	46
Matt Watkins (2005-06).....	46
Brent Bobyck (1986-87).....	46
Gord Sherven (1981-82).....	46
8. 3 players tied w/.....	45

## POINTS

1. Kevin Maxwell (1978-79).....	82
2. Troy Murray (1980-81).....	78
3. Zach Parise (2002-03).....	61
4. Ken Johannson (1950-51).....	59
5. Greg Johnson (1989-90).....	55
6. Tony Hrkac (1984-85).....	54
7. Dennis Hextall (1964-65).....	53
8. Perry Berezan (1983-84).....	52
9. Cary Eades (1978-79).....	50
Doug Smail (1977-78).....	50
Mark Taylor (1976-77).....	50

## GOALS

1. Ben Cherski (1951-52).....	38
2. Troy Murray (1980-81).....	33
Bill Reichart (1954-55).....	33
4. Kevin Maxwell (1978-79).....	31
5. Perry Berezan (1983-84).....	28
6. Cary Eades (1978-79).....	27
Ken Johannson (1950-51).....	27
8. Zach Parise (2002-03).....	26
9. T.J. Oshie (2005-06).....	24
10. Ian Kallay (1995-96).....	23
Garry Valk (1987-88).....	23

## ASSISTS

1. Kevin Maxwell (1978-79).....	51
2. Troy Murray (1980-81).....	45
3. Greg Johnson (1989-90).....	38
4. Tony Hrkac (1984-85).....	36
Dennis Hextall (1964-65).....	36
6. Zach Parise (2002-03).....	35
7. Ken Johannson (1950-51).....	32
8. Rick Zaparniuk (1976-77).....	30
9. 3 players tied w/.....	28

## POWER-PLAY GOALS

1. Troy Murray (1980-81).....	13
2. Mark Taylor (1976-77).....	12
3. T.J. Oshie (2005-06).....	11
Ian Kallay (1995-96).....	11
Cary Eades (1978-79).....	11
6. Travis Zajac (2004-05).....	10
7. <b>Danny Kristo (2009-10).....</b>	<b>9</b>
Jonathan Toews (2005-06).....	9
Greg Johnson (1989-90).....	9
Kevin Maxwell (1978-79).....	9

## SHORT-HANDED GOALS

1. Gord Sherven (1981-82).....	5
Frank Burggraf (1978-79).....	5
3. Travis Zajac (2004-05).....	3
Zach Parise (2002-03).....	3
Russ Romaniuk (1988-89).....	3
6. Rory McMahon (2001-02).....	2
Kevin Spiewak (1999-00).....	2
Troy Murray (1980-81).....	2
9. <b>Colten St. Clair (2012-13).....</b>	<b>1</b>
<b>Mark MacMillan (2011-12).....</b>	<b>1</b>
<b>Nick Mattson (2011-12).....</b>	<b>1</b>
<b>Derek Rodwell (2010-11).....</b>	<b>1</b>
18 others tied w/.....	1

## GAME-WINNING GOALS

1. T.J. Oshie (2005-06).....	9
2. Brady Murray (2003-04).....	6
Troy Murray (1980-81).....	6
4. Evan Trupp (2007-08).....	5
Brandon Bochenski (2001-02).....	5
6. Perry Berezan (1983-84).....	4
Kevin Maxwell (1978-79).....	4
8. <b>Stephane Pattyn (2011-12).....</b>	<b>3</b>
17 others tied w/.....	3

## POINTS BY A DEFENSEMAN

1. Nick Naumenko (1992-93).....	34
2. Jason Herter (1988-89).....	32
3. Dave Geving (1974-75).....	30
4. James Patrick (1981-82).....	29
5. Travis Roche (1999-00).....	28
6. Brian Lee (2005-06).....	27
Mike Stone (1977-78).....	27
8. Brad Cox (1976-77).....	26
9. Howard Walker (1978-79).....	23
10. Ian Kidd (1985-86).....	22

## GOALS BY A DEFENSEMAN

1. John Noah (1947-48).....	13
2. Nick Naumenko (1992-93).....	10
Mike Stone (1977-78).....	10
Rob Mihulka (1975-76).....	10
5. Bob Dorsher (1946-47).....	9
6. Jason Herter (1988-89).....	8
7. Howard Walker (1978-79).....	7
Dave Geving (1974-75).....	7
9. 3 players tied w/.....	6

## ASSISTS BY A DEFENSEMAN

1. Nick Naumenko (1992-93).....	24
Jason Herter (1988-89).....	24
James Patrick (1981-82).....	24
4. Brian Lee (2005-06).....	23
5. Dave Geving (1974-75).....	23
6. Travis Roche (1999-00).....	22
Brad Cox (1976-77).....	22
8. Bill Himmelright (1975-76).....	18
9. 3 players tied w/.....	17

## WINS BY A GOALIE (since 1973-74)

1. Ed Belfour (1986-87).....	29
2. Brad Eidsness (2008-09).....	24
3. Karl Goehring (1997-98).....	23
4. Aaron Schweitzer (1996-97).....	17
5. Scott Brower (1984-85).....	15
6. Jordan Parise (2003-04).....	14
Bob Iwabuchi (1978-79).....	14
8. Darren Jensen (1979-80).....	13
9. Todd Jones (1991-92).....	12
10. Toby Kvalevog (1993-94).....	11

## GOALS AGAINST AVERAGE (Min. 10 gp)

1. Bob Peters (1957-58).....	1.27
2. Jordan Parise (2003-04).....	2.05
3. Jean-Philippe Lamoureux (2004-05).....	2.19
4. Darren Jensen (1979-80).....	2.24
5. Karl Goehring (1997-98).....	2.27
6. Aaron Schweitzer (1996-97).....	2.31
7. Ed Belfour (1986-87).....	2.37
8. <b>Zane Gothberg (2012-13).....</b>	<b>2.40</b>
9. Brad Eidsness (2008-09).....	2.56
10. Joe Lech (1962-63).....	2.60

## SAVE PERCENTAGE (Min. 10 gp)

1. Bob Peters (1957-58).....	.936
2. Darren Jensen (1979-80).....	.923
3. <b>Zane Gothberg (2012-13).....</b>	<b>.920</b>
4. Ed Belfour (1986-87).....	.915
5. Jean-Philippe Lamoureux (2004-05).....	.914
6. Karl Goehring (1997-98).....	.913
7. Jordan Parise (2003-04).....	.908
Aaron Schweitzer (1996-97).....	.908
9. Bob Iwabuchi (1978-79).....	.907
10. Brad Eidsness (2008-09).....	.906

## SHUTOUTS

1. Aaron Schweitzer (1996-97).....	4
Gerald "Spike" Schultz (1953-54).....	4
3. Ed Belfour (1986-87).....	3
4. Jordan Parise (2003-04).....	2
Scott Brower (1984-85).....	2
Bob Peters (1957-58).....	2
Al Finklestein (1951-52).....	2
8. 11 players tied w/.....	1




Gerald "Spike" Schultz recorded a WCHA record four straight shutouts as a freshman in 1953-54.



UND'S 100-POINT SCORERS

Rk	Name	Yrs	GP	G	A	Pts	PPG
1.	Greg Johnson, F	1989-93	155	74	198	272	1.75
2.	Mark Taylor, F	1976-80	157	97	168	265	1.69
3.	Jeff Panzer, F	1997-01	164	80	148	228	1.39
4.	Dixon Ward, F	1988-92	163	110	109	219	1.34
5.	Lee Davidson, F	1986-90	167	80	122	202	1.21
6.	Doug Smail, F	1977-80	113	89	106	195	1.73
7.	Steve Johnson, F	1984-88	153	70	121	191	1.25
8.	Ben Cherski, F	1951-55	100	131	57	188	1.88
	Phil Sykes, F	1978-82	161	98	90	188	1.17
10.	Rick Zaparniuk, F	1976-80	157	60	125	185	1.18
11.	Bob Joyce, F	1984-87	127	101	81	182	1.43
12.	Brian Williams, F	1982-86	162	71	109	180	1.11
13.	Ryan Duncan, F	2005-09	175	85	87	172	0.98
	Chris Jensen, F	1982-86	131	77	95	172	1.31
15.	Jason Blake, F	1996-99	119	71	100	171	1.44
16.	Tony Hrkac, F	1984-87	84	64	106	170	2.02
17.	Cary Eades, F	1978-82	144	85	79	164	1.14
18.	Danny Kristo, F	2009-13	157	68	93	161	1.03
19.	David Hoogsteen, F	1995-99	140	68	89	157	1.12
20.	Bill Reichart, F	1954-57	85	97	59	156	1.84
21.	Brandon Bochenski, F	2001-04	120	79	75	154	1.28
	Mike Burggraf, F	1975-79	151	52	102	154	1.02
23.	Russ Romaniuk, F	1988-91	123	93	57	150	1.22
24.	Bill Himmelright, D	1975-79	152	28	121	149	0.98
25.	Jim Cahoon, F	1969-73	121	56	92	148	1.22
	Neil Eisenhut, F	1987-91	148	65	83	148	1.00
27.	Ryan Bayda, F	1999-02	127	61	85	146	1.15
	Corban Knight, F	2009-13	161	52	94	146	0.91
29.	Earl Anderson, F	1969-73	134	69	76	145	1.08
30.	Jay Panzer, F	1995-99	143	58	86	144	1.01
	Jim Archibald, F	1981-85	154	75	69	144	0.94
	Jeff McLean, F	1987-92	163	56	88	144	0.88
33.	T.J. Oshie, F	2005-08	129	59	83	142	1.10
34.	Teeder Wynne, F	1992-96	114	58	83	141	1.24
35.	Nick Naumenko, D	1992-96	146	38	102	140	0.96
36.	Ken Johansson, F	1950-53	71	54	85	139	1.96
	Russ Parent, D	1986-90	162	24	115	139	0.86
38.	Mickey Krampotich, F	1983-87	155	64	72	136	0.88
	Scott Koberinski, F	1985-89	160	48	88	136	0.85
40.	James Ridley, F	1955-58	88	64	71	135	1.53
41.	Roger Lamoureux, F	1973-77	144	48	85	133	0.92
42.	Reggie Morelli, F	1957-60	85	60	72	132	1.55
43.	Troy Murray, F	1980-82	80	55	74	129	1.61
44.	Chay Genoway, D	2006-11	168	26	101	127	0.76
45.	Dan Brennan, F	1980-84	155	50	75	125	0.81
46.	Lee Goren, F	1997-00	111	63	61	124	1.12
	Bryan Lundbohm, F	1998-01	122	56	68	124	1.02
	David Lundbohm, F	2000-04	148	46	78	124	0.84
49.	Brad Becker, F	1973-77	143	66	57	123	0.86
	Brad Cox, D	1976-80	156	21	102	123	0.79
51.	Matt Frattin, F	2007-11	153	64	55	119	0.78
	Jason Herter, D	1988-91	118	30	89	119	1.01
	Glen White, F	1979-83	141	54	65	119	0.84
	Dusty Carroll, F	1979-83	156	59	60	119	0.76
55.	Drew Stafford, F	2003-06	120	48	70	118	0.98
	Terry Casey, F	1963-66	88	57	61	118	1.34
	Curtis Murphy, D	1994-98	153	32	86	118	0.77
	Marc Chorney, D	1977-81	153	24	94	118	0.77
59.	Chris VandeVelde, F	2006-10	166	52	65	117	0.70
	Art Miller, F	1957-60	72	65	52	117	1.63
	Ken Purpur, F	1951-54	72	46	71	117	1.63
62.	Zach Parise, F	2002-04	76	49	67	116	1.53
63.	Darcy Mitani, F	1992-96	140	55	57	112	0.80
64.	Perry Berezan, F	1983-85	85	51	59	110	1.29
	Ray Huot, F	1951-54	92	47	63	110	1.20
66.	Jason Gregoire, F	2008-11	120	57	52	109	0.91
	Bob Munro, F	1966-69	81	38	71	109	1.35
68.	Evan Trupp, F	2007-11	157	40	68	108	0.69
69.	Adam Calder, F	1995-99	141	38	69	107	0.76
70.	Rick Myers, F	1975-80	126	45	61	106	0.84
71.	Gord Christian, F	1947-50	59	62	43	105	1.78
	Garry Valk, F	1987-90	121	59	46	105	0.87
	Glen Klotz, D	1982-86	140	18	87	105	0.75
	Justin Duberman, F	1988-92	159	49	56	105	0.75
	Brent Bobbyck, F	1986-90	159	45	60	105	0.66
76.	Dave Merrifield, F	1960-63	76	45	59	104	1.37
	Bob DePiero, F	1973-77	138	38	66	104	0.75
78.	Dane Jackson, F	1988-92	150	59	44	103	0.69
79.	Ed Thomlinson, F	1957-60	95	49	53	102	1.07
	Jason Ulmer, F	1996-00	146	33	69	102	0.70
	Rob Mihulka, F/D	1975-79	152	40	62	102	0.67
	Jason Notermann, F	1999-03	165	40	62	102	0.62
83.	Dennis Hextall, F	1964-66	63	36	65	101	1.60
	Kevin Hoogsteen, F	1993-97	134	43	58	101	0.75



Dixon Ward is the only player in UND history to score 100 goals and 100 assists.



Chris VandeVelde, now with the Edmonton Oilers, reached the Century Club as a senior during the 2009-10 season.



## UND'S ALL-TIME SHUTOUTS

Date	Name	Opponent	Score	Date	Name	Opponent	Score
12/10/47	Bob Murray	Grand Forks Amerks	8-0	4/5/01	Karl Goehring	vs. Michigan State (NCAA)	2-0
12/14/51	Al Finkelstein	Winnipeg Blackhawks	5-0	10/13/01	Andy Kollar	Colorado College	2-0
12/21/51	Al Finkelstein	U. of Saskatchewan	6-0	10/11/02	Jake Brandt	at Canisius	8-0
1/1/53	Al Finkelstein	Michigan Tech	10-0	11/16/02	Jake Brandt	Alaska Anchorage	1-0
1/14/54	Gerald "Spike" Schultz	at Michigan Tech	5-0	11/22/02	Jake Brandt	Wisconsin	2-0
1/15/54	Gerald "Spike" Schultz	at Michigan Tech	5-0	12/13/02	Marc Ranfranz	Canisius	6-0
1/28/54	Gerald "Spike" Schultz	Michigan Tech	4-0	1/18/03	Jake Brandt	at Alaska Anchorage	3-0
1/29/54	Gerald "Spike" Schultz	Michigan Tech	7-0	2/7/03	Josh Siembida	Michigan Tech	8-0
11/26/54	Schultz/Yurkovich	Minnesota-Duluth	11-0	3/8/03	Marc Ranfranz	at Wisconsin	5-0
3/5/55	Tom Yurkovich	Minnesota	7-0	11/1/03	J. Parise/J. Brandt	Yale	10-0
11/26/55	Tom Yurkovich	Minnesota-Duluth	6-0	1/17/04	Jordan Parise	at Michigan Tech	4-0
1/27/56	Tom Yurkovich	Minnesota	4-0	3/26/04	Jordan Parise	vs. Holy Cross (NCAA)	3-0
12/1/56	Tom Yurkovich	Michigan State	1-0	3/5/05	Jordan Parise	at St. Cloud State	2-0
3/9/57	Tom Yurkovich	Michigan State	3-0	3/25/05	Jordan Parise	vs. Boston Univ. (NCAA)	4-0
11/29/57	Bob Peters	Winnipeg Maroons	3-0	10/8/05	Jordan Parise	vs. Miami	3-0
12/14/57	Bob Peters	Michigan	4-0	10/14/05	Jordan Parise	Northeastern	6-0
2/3/58	Bob Peabody	Denver	9-0	1/7/06	Jean-Philippe Lamoureux	at Alaska Anchorage	5-0
2/7/59	Bob Peabody	at Michigan Tech	4-0	2/17/06	Jordan Parise	Minnesota Duluth	4-0
1/1/60	George Gratton	vs. Yale	15-0	3/3/06	Jordan Parise	Michigan Tech	4-0
3/7/63	Joe Lech	Michigan Tech	2-0	3/4/06	Jordan Parise	Michigan Tech	6-0
2/22/64	Joe Lech	Minnesota-Duluth	5-0	3/12/06	Jordan Parise	Minnesota S. (WCHA 1st)	3-0
12/29/64	Joe Lech	at Waterloo Blackhawks	7-0	1/13/07	Jean-Philippe Lamoureux	Alaska Anchorage	4-0
2/26/65	Joe Lech	Minnesota	6-0	2/17/07	Jean-Philippe Lamoureux	Minnesota Duluth	1-0
11/28/67	Mike Curran	Colorado College	9-0	2/24/07	Jean-Philippe Lamoureux	at Denver	3-0
11/29/67	Mike Curran	Colorado College	7-0	10/13/07	Jean-Philippe Lamoureux	Michigan State	6-0
3/8/68	Mike Curran	at Michigan Tech	0-0	10/19/07	Jean-Philippe Lamoureux	at Boston College*	0-0
12/20/68	Brian Blanchard	vs. U. of Toronto	2-0	10/20/07	Jean-Philippe Lamoureux	at Northeastern	3-0
11/4/72	Billy Kriski	at Michigan	6-0	10/27/07	Jean-Philippe Lamoureux	at Michigan Tech	6-0
12/8/72	Tim Delmore	U. of Manitoba	9-0	3/01/08	Jean-Philippe Lamoureux	at Minnesota Duluth	2-0
1/19/74	Peter Waselovich	Colorado College	2-0	3/14/08	Jean-Philippe Lamoureux	Michigan Tech	4-0
12/27/75	Peter Waselovich	U. of Winnipeg	7-0	1/17/09	Brad Eidsness	at Michigan Tech	5-0
11/11/78	Bob Iwabuchi	Colorado College	10-0	10/16/09	Brad Eidsness	Minnesota	4-0
11/10/79	Mel Donnelly	at Denver	3-0	10/23/09	Aaron Dell	at Alaska Anchorage	5-0
11/17/79	Darren Jensen	St. Lawrence	7-0	3/12/10	Brad Eidsness	Minnesota (WCHA 1st)	6-0
10/30/81	Darren Jensen	Providence	6-0	3/18/10	Brad Eidsness	Minnesota Duluth (Final 5)	2-0
1/29/82	Jon Casey	at Wisconsin	3-0	11/12/10	Aaron Dell	at Wisconsin	1-0
11/20/82	Pierre Lamoureux	Wisconsin	4-0	12/30/11	Aaron Dell	at Minnesota Duluth	5-0
11/11/83	Jon Casey	Denver	9-0	1/07/11	Aaron Dell	Robert Morris	8-0
2/10/84	Jon Casey	at Colorado College	8-0	1/29/11	Aaron Dell	at Colorado College	6-0
11/17/84	Scott Brower	New Hampshire	11-0	3/11/11	Aaron Dell	Michigan Tech (WCHA 1st)	8-0
1/25/85	Scott Brower	Michigan Tech	8-0	3/26/11	Aaron Dell	Rensselaer (NCAA)	6-0
12/20/85	Scott Brower	Alaska Anchorage	5-0	12/10/11	Aaron Dell	Nebraska Omaha	1-0
11/28/86	Ed Belfour	New Hampshire	10-0	3/03/12	Brad Eidsness	Minnesota State	3-0
2/6/87	Ed Belfour	Minnesota-Duluth	5-0	3/17/12	Aaron Dell	Denver (Final 5)	4-0
2/21/87	Ed Belfour	at Northern Michigan	5-0	10/19/12	Clarke Saunders	at Alaska Anchorage	5-0
3/7/88	Scott Brower	at Minnesota-Duluth	6-0	11/09/12	Clarke Saunders	at St. Cloud State	3-0
2/10/89	Chris Dickson	Minnesota	9-0	3/17/13	Clarke Saunders/Tate Maris	Michigan Tech (WCHA 1st)	6-0
11/26/94	Toby Kvalevov	St. Cloud State	2-0				
11/2/96	Toby Kvalevov	Northern Michigan	5-0				
1/25/97	Aaron Schweitzer	at Colorado College	3-0				
2/21/97	Aaron Schweitzer	Alaska Anchorage	2-0				
2/22/97	Aaron Schweitzer	Alaska Anchorage	4-0				
3/8/97	Aaron Schweitzer	Michigan Tech	3-0				
11/14/98	Karl Goehring	Minnesota-Duluth	8-0				
12/6/98	Aaron Schweitzer	at Wisconsin	3-0				
10/30/98	Karl Goehring	Minnesota-Duluth	3-0				
2/19/99	Karl Goehring	Alaska Anchorage	8-0				
3/14/99	Karl Goehring	Mankato State	10-0				
11/5/99	Karl Goehring	St. Cloud State	6-0				
11/13/99	Karl Goehring	at Alaska Anchorage	3-0				
11/27/99	Andy Kollar	vs. Vermont	8-0				
1/8/00	Karl Goehring	Colorado College	4-0				
1/21/00	Karl Goehring	Minnesota	1-0				
1/28/00	Karl Goehring	at Michigan Tech	5-0				
2/18/00	Karl Goehring	Minnesota-Duluth	10-0				
3/10/00	Karl Goehring	Denver	4-0				
4/6/00	Karl Goehring	vs. Maine (NCAA)	2-0				
12/2/00	Andy Kollar	at Alaska Anchorage	3-0				
2/17/01	Karl Goehring	Denver	3-0				
3/11/01	Karl Goehring	Minnesota-Duluth	4-0				

\* - Game called after two periods due to poor ice conditions